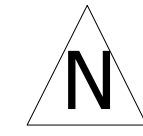


WYG Group

creative minds safe hands

REVISIONS

REV	AMENDMENTS	BY	DATE
-	-	-	-



KEY

 Site Location



Client Name

Project Name

Drawing Name Site Location Plan

DATE: 04.11.2016

SCALE: 1: 1:500@ A0

DRAWN BY / REVIEWED BY: MC / AC

PROJECT NO:

DRAWING NO:

REVISION:

A099352

SLP-01

-

WYG

Rowe House, 10 East Parade, Harrogate, HG1 5LT

Tel: +44 (0)1423 857 510

Email: info@wyg.com www.wyg.com

1. DO NOT SCALE FROM THIS DRAWING
2. THIS DRAWING IS TO BE CHECKED WITH ALL OTHER RELEVANT DRAWINGS.
3. ANY DISCREPANCIES CHECK WITH WYG, IF IN DOUBT ASK.
4. DRAWING TO BE USED FOR PURPOSES OF THE ISSUE AND NOTED ON PLAN

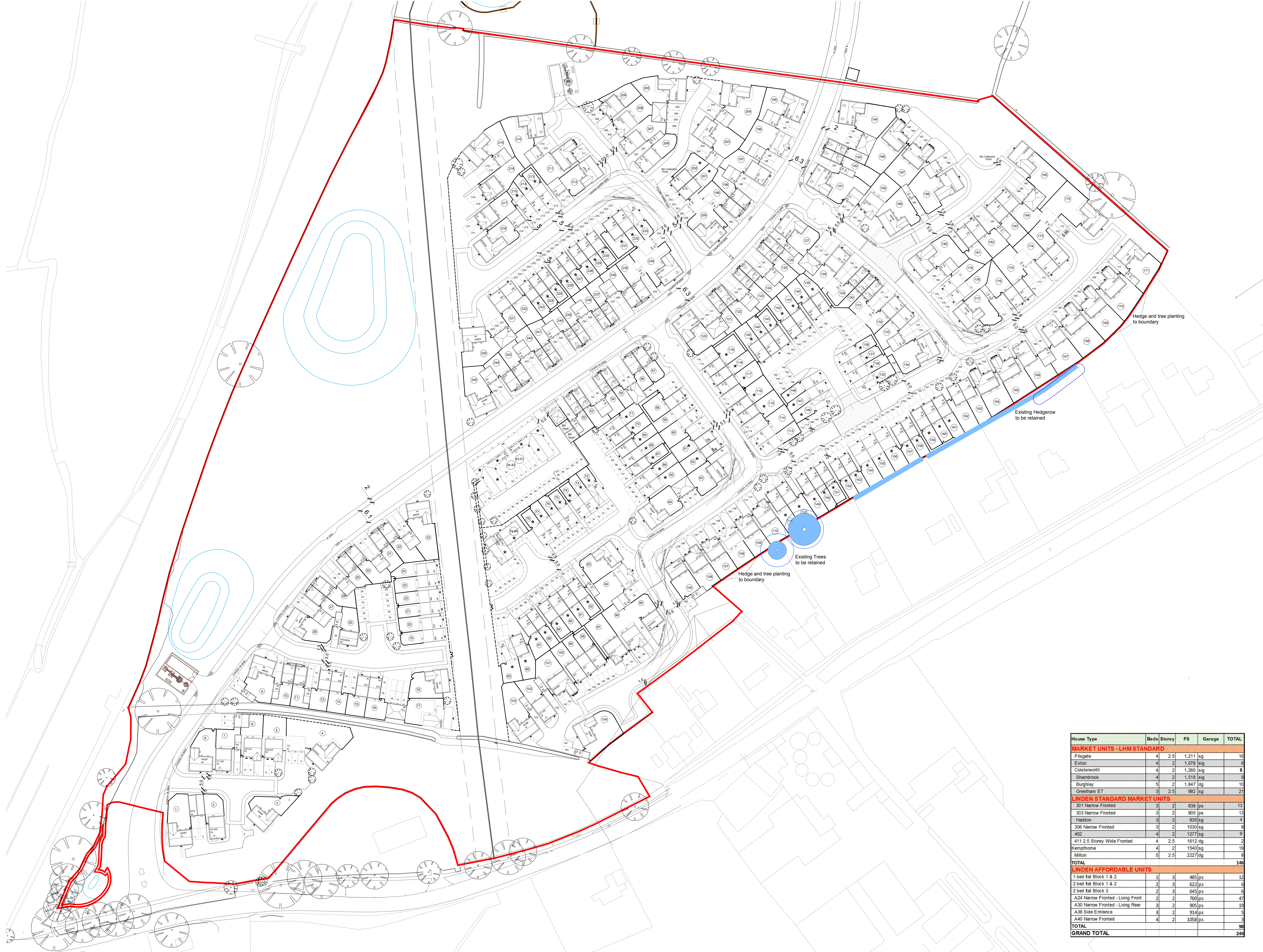
© **WYG** Environment Planning Transport Limited 2013
Registered in England Number: 3050297

REVISIONS

REV	DESCRIPTION	BY	DATE
1	Main Type - Revised	RS	21.11.16
2	Phase 211, 216 and 217 Block Apartments	CC	06.11.16
3	Revised	CC	21.11.16
4	Apartment Block Address updated, new access gate to plot 127, 208 & 210 added	CC	01.12.16
5	Change from Boundary	CC	15.01.17
6	Parking numbers added, Apartment Block	CC	15.01.17
7	Landscaping	NW	17.02.17
8	Amended Accessing, Paving & Highway concerns	NW	20.02.17
9	Vis signs added, plots 203, 208 amended	NW	21.02.17
10	Further Signage concerns	NW	21.02.17
11	Plot 217 amended	NW	21.02.17
12	Travelling signs	NW	21.02.17
13	Further amendments from Planning Officer	NW	27.02.17
14	Plot 1 & 214 type substituted for Singleplex type	NW	11.03.17
15	Further Signage concerns, amended amended	NW	16.03.17
16	Amendments to plots 112, 144 & 113/114	NW	20.03.17
17	Amendments to plots 112 & 113/114	NW	20.03.17
18	Further amendments	NW	27.03.17

KEY

- Red Edge
- 1.8m Close Board Fence
- Gate
- 1.8m High Back Wall
- 1.2m High Post and Rail Fencing
- Vis Sign
- Plot Number



House Type	Beds	Storey	FS	Garage	TOTAL
MARKET UNITS - LHM STANDARD					
Pilgate	4	2.5	1,211 sq		10
Exton	4	2	1,078 sq		6
Colsterworth	4	2	1,260 sq		8
Shambrook	4	2	1,518 sq		9
Burghley	5	2	1,847 sq		10
Greetham ET	3	2.5	982 sq		21
LINDEN STANDARD MARKET UNITS					
301 Narrow Fronted	3	2	838 ps		13
303 Narrow Fronted	3	2	905 ps		13
Haddon	3	2	935 sq		4
306 Narrow Fronted	3	2	1,030 sq		8
402	4	2	1,277 sq		9
411 2.5 Storey Wide Fronted	4	2.5	1,612 sq		2
Kemphome	4	2	1,540 sq		19
Milton	5	2.5	2,227 sq		8
TOTAL					146
LINDEN AFFORDABLE UNITS					
1 bed flat Block 1 & 2	1	3	485 ps		12
2 bed flat Block 1 & 2	2	3	622 ps		6
2 bed flat Block 3	2	3	645 ps		6
A24 Narrow Fronted - Living Front	2	2	765 ps		47
A30 Narrow Fronted - Living Rear	3	2	905 ps		19
A36 Side Entrance	3	2	914 ps		5
A40 Narrow Fronted	4	2	1,058 ps		3
TOTAL					98
GRAND TOTAL					244

AMENDED

Received 27/06/2017

Client Name
Project Name
Drawing Name

DATE: 27/06/2017 SCALE: 1:1,000 (A)
DRAWN BY: (UNRECORDED) BY: CC / CC
PROJECT NO: (UNRECORDED) NO: (UNRECORDED)
ADDRESS: (UNRECORDED) (UNRECORDED) (UNRECORDED)
WYG
Power House, 10 East Parade, Ramsgate, RG1 1ET
Tel: +44 (0) 1473 857 530
Email: info@wyg.com WYG.com
WYG is a registered company in England.
2. THIS DRAWING IS TO BE USED ONLY FOR THE PROJECT AND NOT FOR ANY OTHER PURPOSES.
3. ANY AMENDMENTS MUST BE MADE BY WYG. IF IN DOUBT USE WYG.
4. DRAWING TO BE USED FOR PURPOSES OF THE SITE AND NOT FOR ANY OTHER PURPOSES.
© WYG Environment Planning Transport Limited 2017
Registered in England Number: 2042007











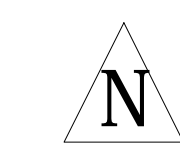
REV	REVISIONS	BY	DATE
A	Issued following client review	WYG	23.11.16
B	Updated to Planning Local Area Review L1	N&W	18.4.17
C	Updated to Planning Local Area Review M1	N&W	27.4.17
D	Plans 231, 141, 142, 148 & 149 amended to include	N&W	8.5.17
E	Updated to Planning Local Area Review L2	N&W	11.5.17
F	Updated to Planning Local Area Review L3	N&W	27.5.17

KEY

	Off white / cream render
	Facing Brick 01
	Facing Brick 02
	Roof Tile 01
	Roof Tile 02

Stone Details
Stone details will be in pre-cast reconstructed stone.

Rainwater goods
Black uPVC throughout.



AMENDED

Received 27/06/2017

Linden Homes Midlands
Aurora, Soughay Park
Balsall Heath
Orion, Soughay
Pennywell
PL2 0TB
Tel: 01753 366600
Fax: 01753 366669



Client Name
Project Name Cawston Grange, Rugby
Drawing Name Boundaries Plan

DATE: 23.11.2016 SCALE: 1:5000 A3

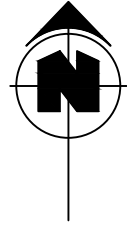
DRAWN BY / APPROVED BY: WYG / CC
PROJECT NO: DRAWING NO: REVISION:
ADDRESS: SHEET: #

WYG
Stone House, 10 East Parade, Hemingley, HG1 5LT
Tel: +44 (0)1423 857 510
Email: info@wyg.com WWW: wyg.com

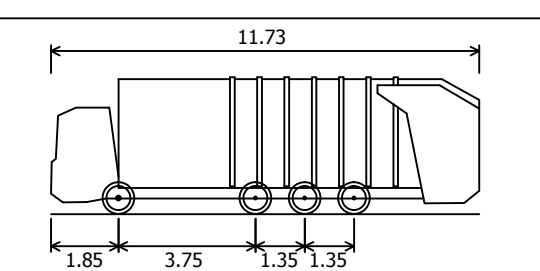
1. DO NOT SCALE FROM THIS DRAWING.
2. THIS DRAWING IS TO BE CHECKED WITH ALL OTHER RELEVANT DRAWINGS.
3. ANY AMENDMENTS MUST BE IN WRITING.
4. DRAWING IS TO BE USED FOR PURPOSES OF THE TITLE AND NOTED ON PLAN.

© WYG Environment Planning Transport Limited 2013
Registered in England Number: 3022071

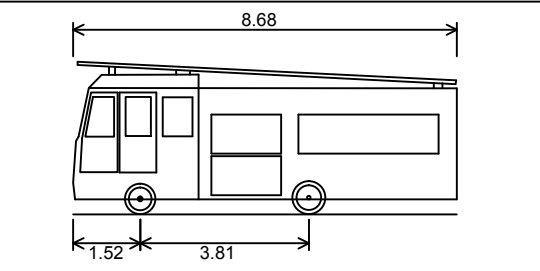
FEEDBACK: This drawing is one of a series that have been prepared to define the civil element of the development. If this, or any, drawing in the series could be improved to better communicate the proposed design please do not hesitate to contact Stafford IE.



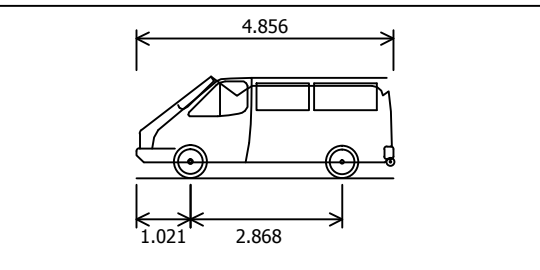
NOTES:
All dimensions must be checked on site and not scaled from this drawing.



SDC Merc Eonic
 Overall Length 11.730m
 Overall Width 2.490m
 Overall Body Height 3.749m
 Min Body Ground Clearance 0.302m
 Track Width 2.490m
 Lock to Lock Time 4.00s
 Max Steering Angle (Virtual) 33.00°

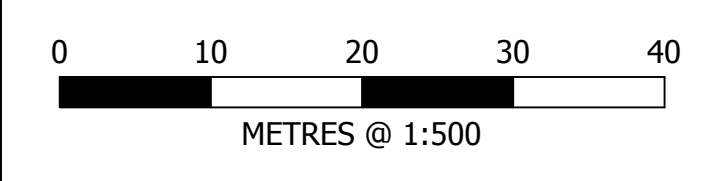


DB32 Fire Appliance
 Overall Length 8.680m
 Overall Width 2.180m
 Overall Body Height 3.452m
 Min Body Ground Clearance 0.337m
 Max Track Width 2.121m
 Lock to Lock Time 6.00 sec
 Kerb to Kerb Turning Radius 7.910m



MPV (2006)
 Overall Length 4.856m
 Overall Width 1.860m
 Overall Body Height 1.919m
 Min Body Ground Clearance 0.300m
 Max Track Width 1.779m
 Lock to Lock Time 4.00s
 Kerb to Kerb Turning Radius 5.700m

Refuse vehicle will be able to pass a parked MPV in normal circumstances.



Date	Revisions

© copyright

 13 GOSTWICK
 ORTON BRIMLES
 PETERBOROUGH
 PE2 5XF
 TEL: 01733 232388, MOBILE: 07710 832745, E-MAIL: terry@staffordie.co.uk

Client

 LINDEN HOMES MIDLANDS
 ASHLIST
 SOUTHGATE PARK
 BAKEWELL ROAD
 ORTON SOUTHGATE
 PETERBOROUGH, PE2 6YS
 Tel: 01733 396600
 Fax: 01733 396669
 E-mail: lindenhomes.co.uk
 www.gallifordry.co.uk

Job Title
 Cawton Grange
 Rugby
 Received 21/06/2017

Drawing Title
 Vehicle Tracking
 Sheet 1

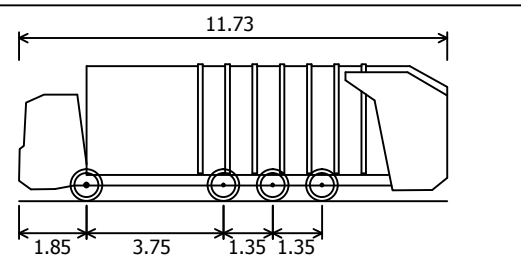
Date June 2017 Scale @ A1 1:500 Drawn IAC

Drg.No. 8902-118-1 Rev. -

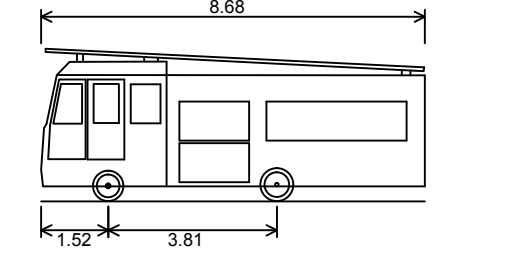
FEEDBACK: This drawing is one of a series that have been prepared to define the civil element of the development. If this, or any, drawing in the series could be improved to better communicate the proposed design please do not hesitate to contact Stafford IE.



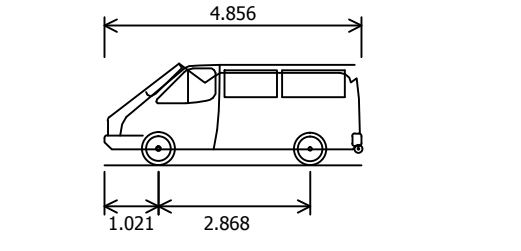
NOTES:
All dimensions must be checked on site and not scaled from this drawing.



SDC Merc Eonic
 Overall Length 11.730m
 Overall Width 2.490m
 Overall Body Height 3.749m
 Min Body Ground Clearance 0.302m
 Track Width 2.490m
 Lock to Lock Time 4.00s
 Max Steering Angle (Virtual) 33.00°

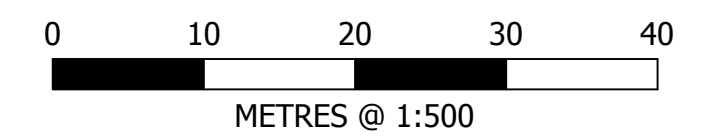


DB32 Fire Appliance
 Overall Length 8.680m
 Overall Width 2.180m
 Overall Body Height 3.452m
 Min Body Ground Clearance 0.337m
 Max Track Width 2.121m
 Lock to Lock Time 6.00 sec
 Kerb to Kerb Turning Radius 7.910m



MPV (2006)
 Overall Length 4.856m
 Overall Width 1.860m
 Overall Body Height 1.919m
 Min Body Ground Clearance 0.300m
 Max Track Width 1.779m
 Lock to Lock Time 4.00s
 Kerb to Kerb Turning Radius 5.700m

Refuse vehicle will be able to pass a parked MPV in normal circumstances.



Date	Revisions

© copyright

 13 GOSTWICK
 ORTON BRIMLES
 PETERBOROUGH
 PE2 5XF
 TEL: 01733 232388, MOBILE: 07710 832745, E-MAIL: terry@staffordie.co.uk

Linden HOMES
 LINDEN HOMES MIDLANDS
 ASHLEST
 SOUTHGATE PARK
 BAKEWELL ROAD
 ORTON SOUTHGATE
 PETERBOROUGH, PE2 6YS
 Tel: 01733 396600
 Fax: 01733 396669
 E-mail: lindenhomes.co.uk
 www.gallifordry.co.uk

Client
Cawston Grange Rugby

Drawing Title
Vehicle Tracking Sheet 2

Date June 2017 Scale @ A1 1:500 Drawn IAC

Drg.No. 8902-118-2 Rev. -

FEEDBACK: This drawing is one of a series that have been prepared to define the civil element of the development. If this, or any, drawing in the series could be improved to better communicate the proposed design please do not hesitate to contact Stafford IE.



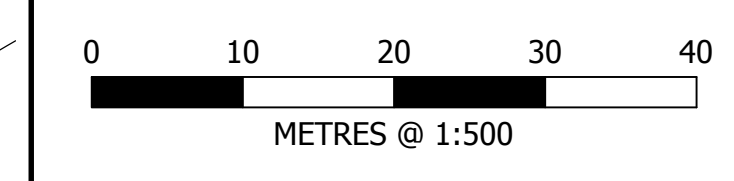
NOTES:
All dimensions must be checked on site and not scaled from this drawing.

SDC Merc Eonic
 Overall Length 11.730m
 Overall Width 2.490m
 Overall Body Height 3.749m
 Min Body Ground Clearance 0.302m
 Track Width 2.490m
 Lock to Lock Time 4.00s
 Max Steering Angle (Virtual) 33.00°

DB32 Fire Appliance
 Overall Length 8.680m
 Overall Width 2.180m
 Overall Body Height 3.452m
 Min Body Ground Clearance 0.337m
 Max Track Width 2.121m
 Lock to Lock Time 6.00 sec
 Kerb to Kerb Turning Radius 7.910m

MPV (2006)
 Overall Length 4.856m
 Overall Width 1.860m
 Overall Body Height 1.919m
 Min Body Ground Clearance 0.300m
 Max Track Width 1.779m
 Lock to Lock Time 4.00s
 Kerb to Kerb Turning Radius 5.700m

Refuse vehicle will be able to pass a parked MPV in normal circumstances.



Date	Revisions

© copyright

 13 GOSTWICK
 ORTON BRIMLES
 PETERBOROUGH
 PE2 5XF
 TEL: 01733 232388, MOBILE: 07710 832745, E-MAIL: terry@staffordie.co.uk

Client

 LINDEN HOMES MIDLANDS
 ASHURST
 SOUTHGATE PARK
 BAKEWELL ROAD
 ORTON SOUTHGATE
 PETERBOROUGH, PE2 6YS
 Tel: 01733 396600
 Fax: 01733 396669
 E: mail@lindenhomes.co.uk
 www.gallifordry.co.uk

Job Title
 Cawston Grange
 Rugby

Drawing Title
 Vehicle Tracking
 Sheet 3

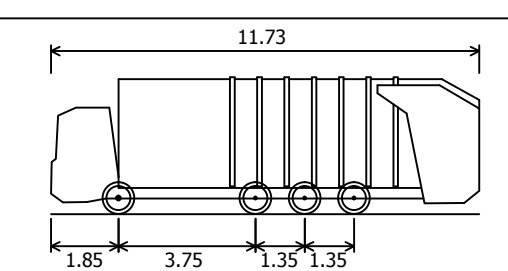
Date	Scale @ A1	Drawn
June 2017	1:500	IAC

Dwg.No.	Rev.
8902-118-3	-

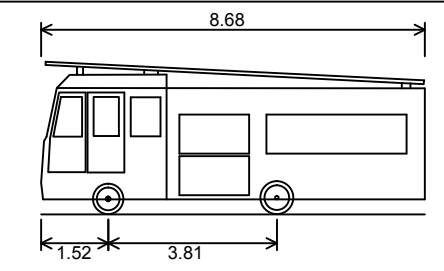
FEEDBACK: This drawing is one of a series that have been prepared to define the civil element of the development. If this, or any, drawing in the series could be improved to better communicate the proposed design please do not hesitate to contact Stafford IE.



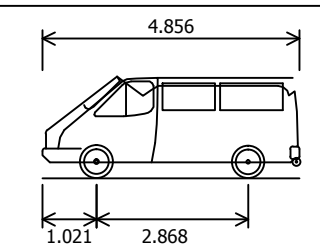
NOTES:
All dimensions must be checked on site and not scaled from this drawing.



SDC Merc Econic
 Overall Length 11.730m
 Overall Width 2.490m
 Overall Body Height 3.749m
 Min Body Ground Clearance 0.302m
 Track Width 2.490m
 Lock to Lock Time 4.00s
 Max Steering Angle (Virtual) 33.00°

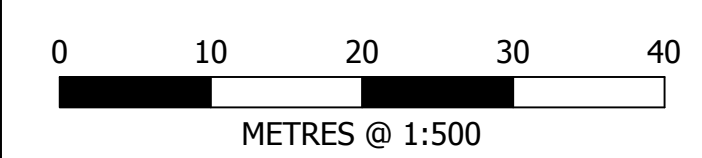


DB32 Fire Appliance
 Overall Length 8.680m
 Overall Width 2.180m
 Overall Body Height 3.452m
 Min Body Ground Clearance 0.337m
 Max Track Width 2.121m
 Lock to Lock Time 6.00 sec
 Kerb to Kerb Turning Radius 7.910m



MPV (2006)
 Overall Length 4.856m
 Overall Width 1.860m
 Overall Body Height 1.919m
 Min Body Ground Clearance 0.300m
 Max Track Width 1.779m
 Lock to Lock Time 4.00s
 Kerb to Kerb Turning Radius 5.700m

Refuse vehicle will be able to pass a parked MPV in normal circumstances.



Date	Revisions

© copyright

 13 GOSTWICK
 ORTON BRIMLES
 PETERBOROUGH
 PE2 5XF
 TEL: 01733 232388, MOBILE: 07710 832745, E-MAIL: terry@staffordie.co.uk

Client

 LINDEN HOMES MIDLANDS
 ASHURST
 SOUTHGATE PARK
 BAKEWELL ROAD
 ORTON SOUTHGATE
 PETERBOROUGH, PE2 6YS
 Tel: 01733 396600
 Fax: 01733 396669
 E: mail@lindenhomes.co.uk
 www.gallifordry.co.uk

Job Title
 Cawston Grange
 Rugby

Drawing Title
 Vehicle Tracking
 Sheet 4

Date June 2017 Scale @ A1 1:500 Drawn IAC

Drg.No. 8902-118-4 Rev. -



Existing Hedgerow to be retained

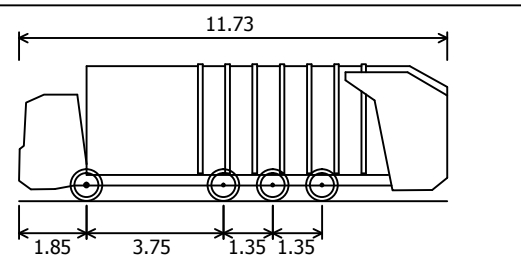
Existing Trees to be retained

Hedge and tree planting to boundary

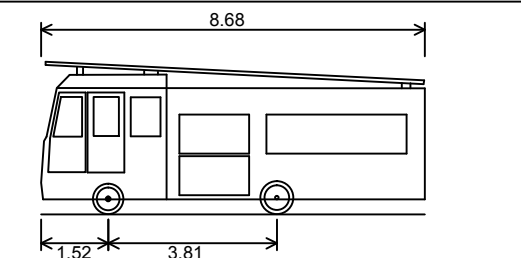
Hedge and tree planting to boundary

FEEDBACK: This drawing is one of a series that have been prepared to define the civil element of the development. If this, or any, drawing in the series could be improved to better communicate the proposed design please do not hesitate to contact Stafford IE.

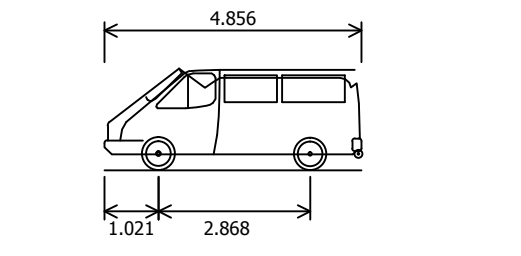
NOTES:
All dimensions must be checked on site and not scaled from this drawing.



SDC Merc Econic
 Overall Length 11.730m
 Overall Width 2.490m
 Overall Body Height 3.749m
 Min Body Ground Clearance 0.302m
 Track Width 2.490m
 Lock to Lock Time 4.00s
 Max Steering Angle (Virtual) 33.00°

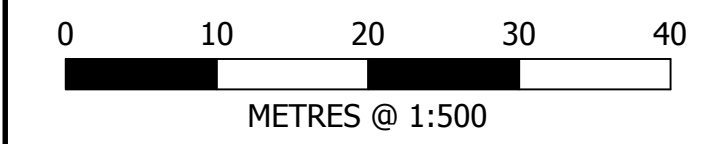


DB32 Fire Appliance
 Overall Length 8.680m
 Overall Width 2.180m
 Overall Body Height 3.452m
 Min Body Ground Clearance 0.337m
 Max Track Width 2.121m
 Lock to Lock Time 6.00 sec
 Kerb to Kerb Turning Radius 7.910m



MPV (2006)
 Overall Length 4.856m
 Overall Width 1.860m
 Overall Body Height 1.919m
 Min Body Ground Clearance 0.300m
 Max Track Width 1.779m
 Lock to Lock Time 4.00s
 Kerb to Kerb Turning Radius 5.700m

Refuse vehicle will be able to pass a parked MPV in normal circumstances.



Date	Revisions

© copyright

Stafford IE
 13 GOSTWICK
 ORTON BRIMLES
 PETERBOROUGH
 PE2 5XF
 TEL: 01733 232388, MOBILE: 07710 832745, E-MAIL: terry@staffordie.co.uk

Linden HOMES
 LINDEN HOMES MIDLANDS
 ASHURST
 SOUTHGATE PARK
 BAKEWELL ROAD
 ORTON SOUTHGATE
 PETERBOROUGH, PE2 6YS
 Tel: 01733 396600
 Fax: 01733 396669
 E: mail@lindenhomes.co.uk
 www.gallifordry.co.uk

Job Title
 Cawston Grange
 Rugby

Drawing Title
 Vehicle Tracking
 Sheet 5

Date June 2017 Scale @ A1 1:500 Drawn IAC

Drg.No. 8902-118-5 Rev. -

